

SIGN ME UP!

EVERYDAY AUSLAN SIGNS TO MAKE YOUR DEAF OR HARD OF HEARING TEAMMATES FEEL INCLUDED.

Auslan is a great way to encourage inclusion at your club. If you have teammates that use Auslan, try these everyday greetings as a conversation starter. Plus it's fun learning a new language.

TWO KEY TIPS:

When communicating with a person who is deaf or hard of hearing, ask them how they prefer to communicate because not all lipread or use Auslan, and some are oral/spoken. You can ask by writing it down or using notes on your smartphone.

Whichever hand you write with is your dominant hand when signing. In this poster the person is right handed.

www.deafchildrenaustralia.org.au/blueprint


03 9539 5300

blueprint@deafchildren.org.au




BLUE PRINT

Deaf Children Australia.



hello

Using your dominant hand make a flat hand with your palm facing away from you. Starting at chest height, make an arc shape with your hand - like the shape of a rainbow.



how are you?

Using flat hands, palms facing towards you, place both hands on your chest. In one quick motion, brush your fingertips away from your chest into a thumbs up shape.



welcome

Start by holding both hands in front of you slightly, with palms facing upwards. Bend your fingers to make a closed fist twice.



friend

Use your dominant hand to cup over your opposite hand. Rock your hands back and forth.



1. Use your dominant hand and place it on your chest.



my name is...

2. Using the same hand make a fist with your index and middle finger pointed together. Bring your hand up so that your fingertips are resting on your forehead.



3. In one motion, rotate your wrist and flick your hand out to finish with your palm facing outwards.




try

Using your dominant hand, make a hook shape with your index finger. Bring your hand to your face so that your fingertip is touching your cheek. Brush your fingertip down your cheek slowly.



include

Start by holding both hands slightly in front of you with palms facing toward you. Simultaneously bring your hands together using your opposite hand to cup the fingers of your dominant hand.



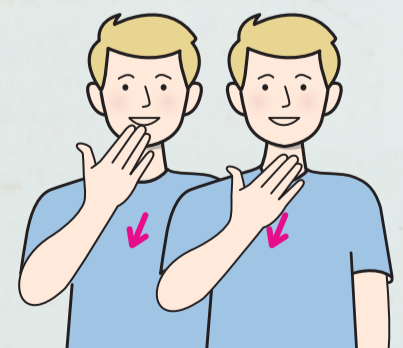
awesome

Make a thumbs up shape with both hands and place your dominant thumb on top of the other. In one quick motion flick your dominant thumb forward and out while simultaneously opening your hand.



please

Using your dominant hand, bring your hand so your fingertips are touching your chin. In one motion, move your hand forward whilst simultaneously curling fingers to make a fist.



thank you

Using your dominant hand, bring your hand so your fingertips are touching your chin. In one motion, move your hand forward.